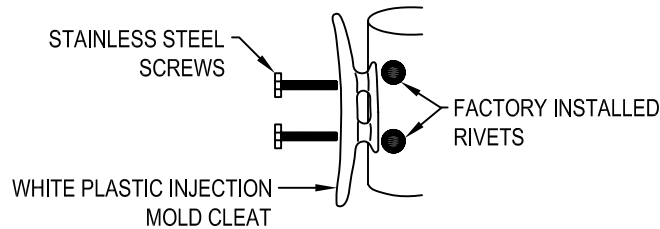
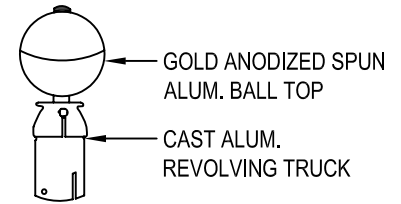


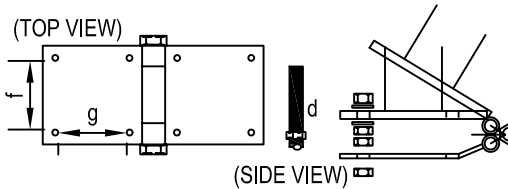
**CLEAT AGAINST POLE**



**SADDLE AND BALL TOP**



**HINGED BASE PLATE**



MODEL		FG30TB	FG30TB	FG40TB
OVERALL LENGTH (ft.)		33	39	44
ABOVE GROUND LENGTH(ft.)	a	30	35	40
BUTT DIAMETER (inches)		6.75	7	7
TOP DIAMETER (inches)		3	3	3
WALL THICKNESS (inches)		1/5	1/5	1/5
WEIGHT OF POLE & BASE (lbs.)		120	134	156
DIAMETER OF GOLD BALL (inches)		6	6	6
GROUND COLLAR- DIAMETER (inch)		15	17 1/2	17 1/2
TILT BASE DIMENSIONS (inches)		11x11	11x11	11x11
HOLE CENTERS (inches)	f	7 7/8	7 7/8	7 7/8
	g	9 1/16	9 1/16	9 1/16
HEIGHT OF CLEAT/DOOR (ft.)	h	5	5	5
LENGTH OF BOLTS (inches)	e	20	20	20
DEPTH OF BOLTS IN CONCRETE (inches)		16 7/8	16 7/8	16 7/8
LENGTH OF FOUNDATION BOLT				
THREAD EXPOSED (inches)	d	3 1/8	3 1/8	3 1/8
FOUNDATION DETAIL	c	WIDTH 30"	WIDTH 30"	WIDTH 30"
	b	DEPTH 50"	DEPTH 50"	DEPTH 50"
RECOMMENDED FLAG SIZE		5x8	6x10	8x12

**NOTES:**

1. INSTALLATION TO BE COMPLETED IN ACCORDANCE WITH MANUFACTURERS SPECIFICATIONS.
2. DO NOT SCALE DRAWINGS.
3. CONTRACTORS NOTE: FOR PRODUCT AND COMPANY INFORMATION VISIT [www.CADdetails.com/info](http://www.CADdetails.com/info) REFERENCE NUMBER 834-004.

