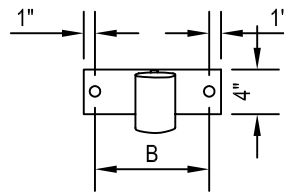
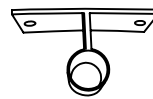
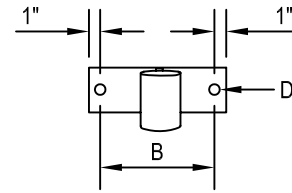


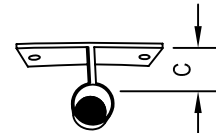
TOP BRACKET-NO.1



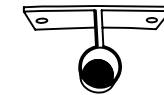
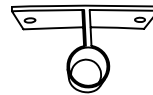
BASE BRACKET-NO.2



OPEN



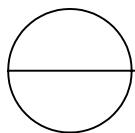
SOLID BASE



WALL BRACKET TECHNICAL DATA					
ALL MEASUREMENTS IN INCHES AND FEET UNLESS OTHERWISE STATED					
OVERALL FLAGPOLE LENGTH		15'	20'	25'	30'
MAX. DIA. OF FLAGPOLE		4"	5"	5"	5 1/2"
MAX. FLAG SIZE		5'x8'	5'x8'	5'x8'	5'x8'
CENTERS BETWEEN BRACKETS	A	3'	4'6"	6'	10'
TWIN BRACKET HOLE CENTERS	B	10"	10"	10"	10"
FLAGPOLE OFFSET	C	3"	3"	3"	3"
PRE. DRILLED HOLE DIA.	D	13/16"	13/16"	13/16"	13/16"
DIA. OF BOLT REQUIRED		3/4"	3/4"	3/4"	3/4"
STEEL PLATE THICKNESS		3/8"	3/8"	3/8"	3/8"
DIAMETER OF GLOBE BALL		5"	5"	5"	5"

NOTES:

1. INSTALLATION TO BE COMPLETED IN ACCORDANCE WITH MANUFACTURERS SPECIFICATIONS.
2. DO NOT SCALE DRAWINGS.
3. CONTRACTORS NOTE: FOR PRODUCT AND COMPANY INFORMATION VISIT www.CADdetails.com/info REFERENCE NUMBER 834-001.



VERTICAL WALL MOUNT BRACKET